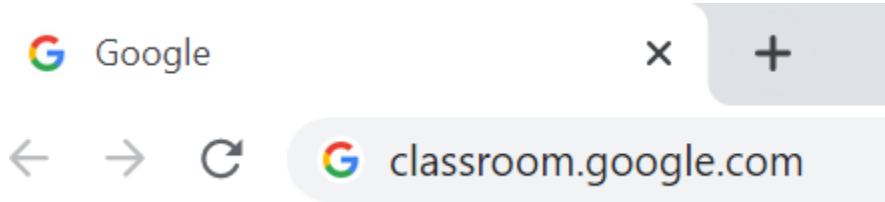
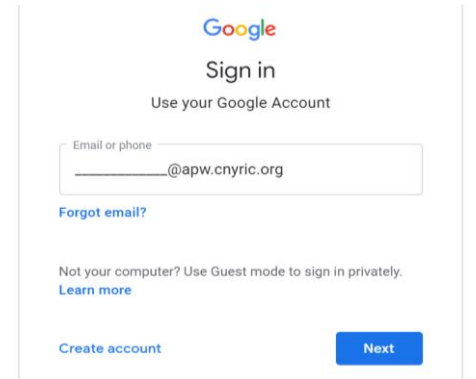


How do I access Google Classroom?

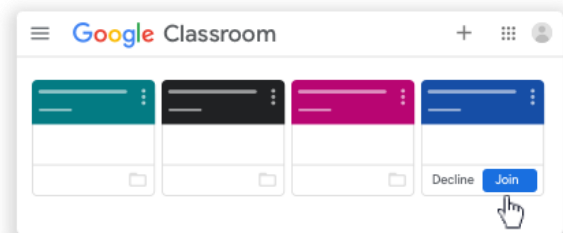
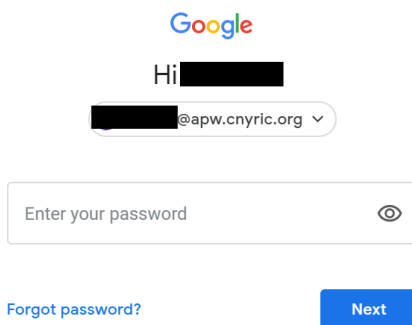
- 1) Type in classroom.google.org into the web browser's address bar.



- 2) Type in your APW username (what you use to log on at school). For most students, this is the first initial and last name (for example, jsmith@apw.cnyric.org). Some have a 1 or 2 after the name. Make sure it has @apw.cnyric.org on the end. Then press Next.




- 3) Enter your password, and then press Next. This is the password you used in school when you logged onto Chromebooks or school computers. If you cannot remember your username/password, please contact your teacher.



- 4) If you see an invitation to join a class, click Join.

- 5) If you do not see an invitation, click on the + symbol, and then select Join Class.



- 6) Enter the class code (see the [APW Remote Learning Dashboard](#) for class codes if you do not already have one). Then select Join.

Join class

Ask your teacher for the class code, then enter it here.

Cancel Join